

















Red Mountain Ranch Sold 2004

129 Properties


		Price / Status / MLS #	Subdivision	Bedrooms	Bathrooms	Approx SQFT	Pool	List/Sold Price Sqft	Cumulative DOM	Close of Escrow Date
1		\$164,500 3954 N RANIER ST Mesa, AZ 85215 Closed / 2058677	WEST HILLS MCR 317-43	3	2	1,717	None	100.17 / 95.81	77	01/21/2004
2		\$164,500 3954 N RANIER ST Mesa, AZ 85215 Closed / 2058682	WEST HILLS MCR 317-43	4	2	1,717	None	100.17 / 95.81	77	01/21/2004
3		\$172,000 3714 N KATMAI ST Mesa, AZ 85215 Closed / 2066192	RED MOUNTAIN RANCH PARCEL	3	2	1,612	None	108.5 / 106.7	87	02/16/2004
4		\$174,900 4025 N OLYMPIC CIR Mesa, AZ 85215 Closed / 2068766	WEST HILLS RED MOUNTAIN R	3	2	1,446	Private	120.95 / 120.95	15	01/30/2004
5		\$178,000 4058 -- RANIER ST Mesa, AZ 85215 Closed / 2138882	WEST HILLS	3	2	1,446	None	127.94 / 123.1	5	06/28/2004
6		\$179,500 5949 E TRAILRIDGE ST Mesa, AZ 85215 Closed / 2164805	West Hills	3	2	1,943	None	92.38 / 92.38	24	07/15/2004
7		\$181,000 6623 E SADDLEBACK ST Mesa, AZ 85215 Closed / 2116396	Red Mountain Ranch	3	2	1,700	Community	109.12 / 106.47	47	04/29/2004
8		\$187,000 3815 N LOMOND CIR Mesa, AZ 85215 Closed / 2173156	Red Mountain Ranch Parcel	3	2	1,601	None	117.11 / 116.8	43	08/26/2004
9		\$187,500 3813 N ST. ELIAS CIR Mesa, AZ 85215 Closed / 2078241	PARCEL 8 AT RED MOUNTAIN	3	3	2,125	None	93.88 / 88.24	114	05/05/2004
10		\$188,000 6415 E REDMONT DR Mesa, AZ 85215 Closed / 2094856	RED MOUNTAIN VILLAGE	3	2	1,729	None	108.73 / 108.73	28	02/27/2004
11		\$195,000 5951 E Trailridge ST Mesa, AZ 85215 Closed / 2106935	West Hills	3	2.5	1,943	None	102.88 / 100.36	13	03/31/2004
12		\$195,000 5955 -- Teton CIR Mesa, AZ 85215 Closed / 2084209	West Hills	3	2.5	1,943	Private	105.51 / 100.36	95	04/29/2004
13		\$196,000 6064 -- SNOWDON ST Mesa, AZ 85215 Closed / 2080552	RED MOUNTAIN ESTATES	3	2.5	1,936	None	102.27 / 101.24	52	02/23/2004

14		\$197,000 6639 E Snowdon CIR Mesa, AZ 85215 Closed / 2095354	Red Mountain Village	4	2.5	2,047	Private	97.66 / 96.24	38	06/10/2004
15		\$199,500 4043 N Ranier ST Mesa, AZ 85215 Closed / 2075727	West Hills	4	2.5	1,943	Private	108.03 / 102.68	197	07/01/2004
16		\$200,000 6035 E SAYAN CIR Mesa, AZ 85215 Closed / 2192476	RED MOUNTAIN RANCH	3	2	1,609	Private	124.24 / 124.3	27	09/20/2004
17		\$200,000 4028 N Ranier ST Mesa, AZ 85215 Closed / 2150320	West Hills	3	2.5	1,943	Both	110.65 / 102.93	2	06/14/2004
18		\$205,000 6021 E SELKIRK CIR Mesa, AZ 85215 Closed / 2112515	RED MOUNTAIN RANCH	3	2	1,759	Private	113.42 / 116.54	3	03/31/2004
19		\$205,000 3625 N Katmai ST Mesa, AZ 85215 Closed / 2118750	Parcel 11 at RMR	3	2	2,007	None	104.58 / 102.14	65	06/18/2004
20		\$205,500 6038 E Sayan Mesa, AZ 85215 Closed / 2150801	Red Mountain Ranch	3	3	2,125	Private	98.59 / 96.71	68	07/29/2004
21		\$208,500 3750 N Katmai CIR Mesa, AZ 85215 Closed / 2214002	Red Mountain Villages	3	2	1,700	None	117.35 / 122.65	6	12/02/2004
22		\$209,000 3664 N Katmai ST Mesa, AZ 85215 Closed / 2146360	Red Mountain Ranch Parcel	3	2	2,030	None	104.43 / 102.96	32	07/01/2004
23		\$210,000 6633 E Snowdon CIR Mesa, AZ 85215 Closed / 2183735	Red Mountain Village	4	2.5	2,047	None	104.3 / 102.59	61	09/29/2004
24		\$210,000 4032 N OLYMPIC CIR Mesa, AZ 85215 Closed / 2212860	WEST HILLS MCR 317-43 (RE	3	2	1,535	Private	140.07 / 136.81	31	11/08/2004
25		\$211,000 6538 E Raftriver ST Mesa, AZ 85215 Closed / 2178710	Red Mountain Village	4	3	2,047	None	102.59 / 103.08	68	09/30/2004
26		\$214,000 3641 N Tirol Mesa, AZ 85215 Closed / 2157336	Lot 74 Parcel 25 at Red M	3	3	2,114	None	98.86 / 101.23	44	07/22/2004
27		\$214,000 3641 N Tirol Mesa, AZ 85215 Closed / 2157342	Lot 74 Parcel 25 at Red M	4	3	2,114	None	98.86 / 101.23	44	07/22/2004
28		\$215,000 3747 N TABOR ST Mesa, AZ 85215 Closed / 2228416	RED MOUNTAIN VILLAGE	4	2.5	2,047	None	105.03 / 105.03	2	12/15/2004
29		\$215,000 6503 E RAFTRIVER ST Mesa, AZ 85215 Closed / 2079207	RED MOUNTAIN VILLAGE	4	3	2,445	None	89.98 / 87.93	62	03/11/2004

30		\$215,000 3623 N SANTIAGO CIR Mesa, AZ 85215 Closed / 2133961	RED MOUNTAIN RANCH	3	2.5	1,908	Community	115.3 / 112.68	37	06/30/2004
31		\$218,000 6603 E SNOWDON Mesa, AZ 85215 Closed / 2189953	Red Mountain Ranch	4	2.5	2,047	None	105.47 / 106.5	35	09/20/2004
32		\$219,200 6640 E SNOWDON CIR Mesa, AZ 85215 Closed / 2118919	RED MT VILLAGES	4	2.5	2,047	Private	107.47 / 107.08	46	05/04/2004
33		\$219,900 6438 E RAFTRIVER RD Mesa, AZ 85215 Closed / 2119846	RED MOUNTAIN VILLAGE	3	2.5	2,250	Private	97.73 / 97.73	7	05/21/2004
34		\$220,000 3624 N GREYLOCK CIR Mesa, AZ 85215 Closed / 2149827	Red Mountain Ranch Parcel	3	2	1,916	None	117.38 / 114.82	27	06/17/2004
35		\$220,000 6240 E Snowdon ST Mesa, AZ 85215 Closed / 2090218	Red Mountain Estates	3	2	1,847	Private	121.82 / 119.11	14	04/05/2004
36		\$220,000 6010 E SANFORD CIR Mesa, AZ 85215 Closed / 2094558	RED MOUNTAIN RANCH - PARC	3	2	1,830	Private	122.95 / 120.22	49	03/18/2004
37		\$223,000 6632 E RAFTRIVER ST Mesa, AZ 85215 Closed / 2169911	Red Mountain Ranch	4	2.5	2,047	Private	109.18 / 108.94	43	08/18/2004
38		\$224,900 6654 E SUGARLOAF ST Mesa, AZ 85215 Closed / 2092751	RED MOUNTAIN VILLAGE	3	2.5	2,381	Private	96.56 / 94.46	49	03/15/2004
39		\$225,000 6540 E REDMONT DR 13 Mesa, AZ 85215 Closed / 2042956	ROCK AT RED MOUNTAIN PARC	3	4	2,327	Community	98.8 / 96.69	94	02/02/2004
40		\$225,000 3640 N SAPPHIRE ST Mesa, AZ 85215 Closed / 2085147	Red Mountain Ranch	3	2.5	1,908	Private	120.49 / 117.92	170	06/29/2004
41		\$225,000 6540 E Redmont ST 19 Mesa, AZ 85215 Closed / 1816545	The Rock at Red Mountain-	2	2	1,600	Community	146.88 / 140.63	271	01/14/2004
42		\$229,000 6638 E SNOWDON CIR Mesa, AZ 85215 Closed / 2106836	red mountain village	4	2.5	2,250	Private	101.78 / 101.78	61	04/22/2004
43		\$229,000 3705 N Katmai ST Mesa, AZ 85215 Closed / 2152555	Red Mountain Ranch	3	2	2,007	None	114.1 / 114.1	16	07/30/2004

44		\$230,000 3820 N SAWTOOTH CIR Mesa, AZ 85215 Closed / 2077928	RED MOUNTAIN VILLAGE	3	3	2,472	Private	93 / 93.04	29	02/26/2004
45		\$230,000 6540 E Redmont DR 22 Mesa, AZ 85215 Closed / 2178232	Rock at Red Mountain Ranc	2	1.75	1,553	Community	150.03 / 148.1	46	10/15/2004
46		\$230,000 6540 E Redmont DR 15 Mesa, AZ 85215 Closed / 2150264	Rock at Red Mountain Ranc	2	2	1,600	Community	146.88 / 143.75	26	06/18/2004
47		\$230,000 6415 E Redmont DR Mesa, AZ 85215 Closed / 2174581	RED MOUNTAIN VILLAGE	3	2	1,729	None	137.52 / 133.02	38	10/01/2004
48		\$235,000 6540 E REDMONT DR 18 Mesa, AZ 85215 Closed / 2215379	RED MOUNTAIN RANCH	2	2	1,600	Community	149.94 / 146.88	18	11/16/2004
49		\$235,000 6417 E Star Valley ST Mesa, AZ 85215 Closed / 2184742	Red Mountain Ranch	3	2	2,031	None	118.14 / 115.71	59	11/03/2004
50		\$240,000 6224 E SNOWDON ST Mesa, AZ 85215 Closed / 2091330	RED MOUNTAIN ESTATES	4	2	2,250	None	106.67 / 106.67	11	03/11/2004
51		\$240,000 6457 E SNOWDON ST Mesa, AZ 85215 Closed / 2130532	RED MOUNTAIN VILLAGE MCR	3	2.5	2,500	Both	97.16 / 96	15	06/10/2004
52		\$240,000 6456 E Sierra Morena ST Mesa, AZ 85215 Closed / 2097409	Parcel 11 at Red Mountain	4	2	2,207	Both	110.78 / 108.74	5	02/29/2004
53		\$245,000 4235 N LOMOND ST Mesa, AZ 85215 Closed / 2178994	PARCEL 6 AT RED MOUNTAIN	3	2	1,842	Private	132.95 / 133.01	57	09/16/2004
54		\$245,000 3856 -- St. Elias CIR Mesa, AZ 85215 Closed / 2185851	Parcel 8 At Red Mountain	3	2.5	2,132	None	114.92 / 114.92	149	12/10/2004
55		\$245,000 6650 E SUGARLOAF ST Mesa, AZ 85215 Closed / 2209778	RED MOUNTAIN VILLAGE	3	2.5	2,197	None	113.34 / 111.52	6	11/02/2004
56		\$245,000 6627 E VENUE CIR Mesa, AZ 85215 Closed / 2081325	RED MOUNTAIN RANCH PARCEL	4	2	2,607	None	95.86 / 93.98	38	02/12/2004
57		\$245,000 6627 E VENUE CIR Mesa, AZ 85215 Closed / 2081349	RED MOUNTAIN RANCH PARCEL	3	2	2,607	None	95.86 / 93.98	38	02/12/2004


58		\$246,000 6531 E VIEWMONT DR Mesa, AZ 85215 Closed / 2100567	RED MOUNTAIN RANCH	3	2	1,978	None	123.81 / 124.37	50	03/31/2004
59		\$250,000 6501 E STAR VALLEY ST Mesa, AZ 85215 Closed / 2176313	RED MOUNTAIN RANCH	3	2	1,916	None	130.48 / 130.48	29	08/16/2004
60		\$254,000 6026 E Sierra Blanca ST Mesa, AZ 85215 Closed / 2189959	Red Mountain Ranch	3	2.5	2,314	None	111.5 / 109.77	55	10/08/2004
61		\$258,000 6624 E Villeroy ST Mesa, AZ 85215 Closed / 2086813	Red Mountain Ranch	3	2	2,607	None	99.69 / 98.96	78	03/31/2004
62		\$258,000 4104 N LOMOND ST Mesa, AZ 85215 Closed / 2062245	RED MOUNTAIN RANCH	4	2	2,349	Private	111.75 / 109.83	121	03/12/2004
63		\$258,000 5959 -- Tinto ST Mesa, AZ 85215 Closed / 2170945	Viewpoint at Red Mountain	4	2	1,850	Private	143.24 / 139.46	10	08/04/2004
64		\$262,500 6334 E Viewmont DR 38 Mesa, AZ 85215 Closed / 2101744	Red Mountain Ranch Parcel	3	2	1,978	None	133.97 / 132.71	101	06/29/2004
65		\$262,500 6046 E SELKIRK CIR Mesa, AZ 85215 Closed / 2111011	RED MOUNTAIN RANCH PARCEL	4	2	2,222	Private	119.26 / 118.14	85	05/27/2004
66		\$262,500 6334 E VIEWMONT DR 1 Mesa, AZ 85215 Closed / 2113682	RED MOUNTAIN RANCH PARCEL	3	2	1,695	None	162.18 / 154.87	64	05/12/2004
67		\$263,000 4228 N Tabor ST Mesa, AZ 85215 Closed / 2108267	Red Mountain Ranch	3	3	2,544	Community	104.13 / 103.38	57	04/23/2004
68		\$265,000 3916 N SAN GABRIEL ST Mesa, AZ 85215 Closed / 2097403	Red Mountain Estates	4	2.5	2,723	Private	96.4 / 97.32	123	05/26/2004
69		\$265,000 6018 E SIERRA BLANCA ST Mesa, AZ 85215 Closed / 2213047	PARCEL 28 AT RED MOUNTAIN	4	2.5	2,314	None	118.84 / 114.52	6	10/28/2004
70		\$265,000 6456 E Star Valley ST Mesa, AZ 85215 Closed / 2086031	Parcel 11 at Red Mountain	3	2	2,031	None	135.4 / 130.48	27	03/09/2004
71		\$266,000 4147 N LOMOND ST Mesa, AZ 85215 Closed / 2098419	Parcel 6 at Red Mountain	4	2.5	3,205	Private	85.8 / 83	27	03/04/2004

72		\$267,000 3832 N KINGS PEAK ST Mesa, AZ 85215 Closed / 2144384	RED MOUNTAIN RANCH PARCEL	3	2.5	2,392	None	114.09 / 111.62	82	07/29/2004
73		\$269,900 3938 N SANTIAGO ST Mesa, AZ 85215 Closed / 2127823	RED MOUNTAIN ESTATES	5	3	2,834	Private	95.24 / 95.24	7	05/26/2004
74		\$271,700 6334 -- VIEWMONT DR 19 Mesa, AZ 85215 Closed / 2102830	PARCEL 5 AT RED MOUNTAIN	3	2	1,978	None	139.03 / 137.36	10	04/15/2004
75		\$272,000 6254 E Star Valley ST Mesa, AZ 85215 Closed / 2143946	Red Mountain Estates	3	2.5	2,390	Community	115.02 / 113.81	45	06/25/2004
76		\$275,000 6134 E SADDLEBACK ST Mesa, AZ 85215 Closed / 2133069	Red Mountain Estates	3	2	2,251	Private	127.5 / 122.17	52	06/18/2004
77		\$275,500 6111 E SNOWDON ST Mesa, AZ 85215 Closed / 2131925	RED MOUNTAIN ESTATES MCR	3	3	2,564	Private	108.39 / 107.45	28	06/15/2004
78		\$275,500 6111 E SNOWDON ST Mesa, AZ 85215 Closed / 2131933	RED MOUNTAIN ESTATES MCR	4	3	2,564	Private	108.39 / 107.45	28	06/15/2004
79		\$276,500 6224 E SNOWDON ST Mesa, AZ 85215 Closed / 2164827	RED MOUNTAIN ESTATES	4	2	2,250	None	124 / 122.89	40	07/29/2004
80		\$282,500 6258 E Star Valley ST Mesa, AZ 85215 Closed / 2135040	Red Mountain Estates	3	2.5	2,309	Private	125.16 / 122.35	39	06/24/2004
81		\$285,000 6333 E VIEWMONT DR 74 Mesa, AZ 85215 Closed / 2067401	PARCEL 05 AT RED MOUNTAIN	3	2	2,070	None	140.1 / 137.68	70	03/01/2004
82		\$287,500 3938 N Sapphire ST Mesa, AZ 85215 Closed / 2141050	Red Mountain Estates	4	2	2,380	Private	126.05 / 120.8	214	09/17/2004
83		\$289,000 6532 E STAR VALLEY ST Mesa, AZ 85215 Closed / 2225558	RED MOUNTAIN RANCH	3	2.5	2,283	Private	131.36 / 126.59	47	12/21/2004
84		\$295,000 6334 E Viewmont DR 52 Mesa, AZ 85215 Closed / 2225521	Red Mountain Ranch	3	2	1,695	Private	176.99 / 174.04	3	11/24/2004
85		\$295,900 3951 -- SANTIAGO ST Mesa, AZ 85215 Closed / 2144384	RED MOUNTAIN ESTATES	3	2.5	2,075	None	142.6 / 142.6	1	10/20/2004

86		Mesa, AZ 85215 Closed / 2201843 \$300,000 6334 E VIEWMONT DR 21 Mesa, AZ 85215 Closed / 2216437	Parcel 5 at Red Mountain	2	2	1,700	Community	176.47 / 176.47	12	12/06/2004
87		\$300,000 4206 N EVEREST ST Mesa, AZ 85215 Closed / 2156232	RED MOUNTAIN RANCH	5	3	3,205	None	93.6 / 93.6	39	07/15/2004
88		\$308,000 6333 E VIEWMONT DR 75 Mesa, AZ 85215 Closed / 2225694	PARCEL 5 AT RED MOUNTAIN	2	2	1,695	Private	182.89 / 181.71	3	12/07/2004
89		\$309,000 4213 N Tabor ST Mesa, AZ 85215 Closed / 2161533	Red Mountain Ranch MCR 34	3	2	2,607	Private	118.53 / 118.53	59	08/27/2004
90		\$319,900 3851 N KINGS PEAK ST Mesa, AZ 85215 Closed / 2205197	RED MOUNTAIN	4	2	2,222	None	143.97 / 143.97	3	11/17/2004
91		\$320,000 6755 E Venue ST Mesa, AZ 85215 Closed / 2197754	parcel 6 at red mountain	4	2	2,349	Both	135.38 / 136.23	26	09/29/2004
92		\$329,500 6460 E TRAILRIDGE 13 Mesa, AZ 85215 Closed / 2147571	Lakeview Estates	3	2.5		None	NA / NA	9	06/14/2004
93		\$329,900 3845 N KINGS PEAK ST Mesa, AZ 85215 Closed / 2132490	LYNX	4	3	2,948	Private	111.91 / 111.91	74	06/30/2004
94		\$332,000 6334 E VIEWMONT DR 44 Mesa, AZ 85215 Closed / 2019385	PARCEL 5 AT RED MOUNTAIN	2	1.75	2,146	Private	157.97 / 154.71	181	03/03/2004
95		\$335,000 6352 E STAR VALLEY Mesa, AZ 85215 Closed / 1931809	RED MOUNTAIN RANCH	5	3	2,837	Private	123.33 / 118.08	353	01/16/2004
96		\$335,000 6645 E REDMONT DR #16 Mesa, AZ 85215 Closed / 2072475	DOS LAGOS	4	3	3,250	Private	167.69 / 103.08	90	03/08/2004
97		\$337,500 6446 E Trailridge Cr CIR 9 Mesa, AZ 85215 Closed / 2013509	Sky Mountain Estates	3	2.5	2,360	None	152.12 / 143.01	234	03/23/2004
98		\$340,000 6141 E Star Valley ST Mesa, AZ 85215 Closed / 2191621	Red Mountain Estates	4	2	2,143	Private	158.66 / 158.66	16	10/06/2004

99		\$350,000 6053 E STAR VALLEY ST Mesa, AZ 85215 Closed / 2215828	Red Mountain Estates	3	3	2,564	Private	136.51 / 136.51	52	12/16/2004
100		\$350,000 6645 E Redmont DR Mesa, AZ 85215 Closed / 2116842	Parcel 7 at Red Mountain	3	2.5	2,419	None	144.69 / 144.69	5	04/30/2004
101		\$360,000 4055 N Recker RD 59 Mesa, AZ 85215 Closed / 2046727	Parcel 18 at Red Mountain	3	2.5	2,594	Private	142.6 / 138.78	160	03/23/2004
102		\$360,000 4055 N Recker RD 59 Mesa, AZ 85215 Closed / 2046729	Parcel 18 at Red Mountain	4	2.5	2,594	Private	142.6 / 138.78	160	03/23/2004
103		\$360,000 4158 N EVEREST RD Mesa, AZ 85215 Closed / 2213972	PARCEL 6 AT RED MOUNTAIN	5	2.5	3,205	Both	121.65 / 112.32	57	12/10/2004
104		\$389,000 6214 E Redmont DR Mesa, AZ 85215 Closed / 2130874	Red Mountain Ranch	3	3	2,549	Private	166.73 / 152.61	137	10/15/2004
105		\$395,000 4055 N RECKER RD 70 Mesa, AZ 85215 Closed / 2061079	Parcel 18 at Red Mountain	5	2.75	3,446	None	116.05 / 114.63	135	05/11/2004
106		\$396,000 6645 E Redmont DR 3 Mesa, AZ 85215 Closed / 2081516	PARCEL 7 AT RED MOUNTAIN	3	2	2,450	None	173.47 / 161.63	24	02/26/2004
107		\$402,500 6460 E Trailridge CIR #3 Mesa, AZ 85215 Closed / 2152618	Lakeview Estates	4	3	2,423	None	171.28 / 166.12	67	08/04/2004
108		\$410,000 6460 E TRAILRIDGE CIR #15 Mesa, AZ 85215 Closed / 2173788	RED MOUNTAIN RANCH	4	4	2,875	Both	147.83 / 142.61	27	08/12/2004
109		\$415,000 6629 E REDMONT DR Mesa, AZ 85215 Closed / 2081549	RED MOUNTAIN RANCH	4	3	2,753	Private	163.09 / 150.74	137	06/29/2004
110		\$422,500 6460 E TRAILRIDGE CIR #5 Mesa, AZ 85215 Closed / 2064478	RED MOUNTAIN RANCH LAKEVI	4	3	2,788	Private	157.78 / 151.54	107	03/31/2004
111		\$435,000 6460 E Trailridge CIR 7 Mesa, AZ 85215 Closed / 2050012	Lakeview Estates	3	2.5	2,748	Private	167.36 / 158.3	116	05/10/2004
112		\$445,000 6446 E Trailridge CIR 9 Mesa, AZ 85215 Closed / 2167376	Red Mountain Ranch	3	3.5	2,550	Community	176.43 / 174.51	123	11/18/2004

113		\$455,000 4055 N Recker RD 61 Mesa, AZ 85215 Closed / 2163806	Red Mountain Ranch Parcel	4	2.5	3,007	None	152.94 / 151.31	22	08/30/2004
114		\$469,000 6446 -- TRAILRIDGE 46 Mesa, AZ 85215 Closed / 2164978	SKY MOUNTAIN ESTATES	4	3	3,131	None	152.99 / 149.79	117	10/12/2004
115		\$480,000 4055 N Recker RD 80 Mesa, AZ 85215 Closed / 2107701	Red Mountain Ranch	3	2.5	3,233	Private	154.28 / 148.47	157	08/30/2004
116		\$485,000 6446 E TRAILRIDGE 65 Mesa, AZ 85215 Closed / 2100972	SKY MOUNTAIN ESTATES MCR	3	2	2,920	Private	171.2 / 166.1	83	07/06/2004
117		\$489,900 4345 N KATMAI CIR Mesa, AZ 85215 Closed / 2192933	RED ROCK PASS	4	2.5	2,950	None	166.07 / 166.07	50	10/13/2004
118		\$495,000 4055 N RECKER RD 74 Mesa, AZ 85215 Closed / 2131564	RED MOUNTAIN RANCH PARCEL	4	3	2,930	Private	170.61 / 168.94	95	07/17/2004
119		\$500,000 4055 N Recker RD 77 Mesa, AZ 85215 Closed / 2198675	Red Mountain Ranch Parcel	3	2.5	3,134	Private	159.51 / 159.54	6	11/20/2004
120		\$535,000 6446 E TRAILRIDGE 19 Mesa, AZ 85215 Closed / 2145729	SKY MOUNTAIN ESTATES	4	3.5	3,252	Private	169.1 / 164.51	15	06/25/2004
121		\$539,000 6446 E Trailridge 39 Mesa, AZ 85215 Closed / 2112121	Sky Mountain Estates	4	4	3,600	Private	152.75 / 149.72	145	07/30/2004
122		\$540,500 4055 N Recker RD 31 Mesa, AZ 85215 Closed / 2200365	Parcel 18 at Red Mountain	3	2.5	3,040	Private	177.63 / 177.8	3	11/19/2004
123		\$556,700 6446 E TRAILRIDGE CIR 25 Mesa, AZ 85215 Closed / 2138669	SKY MOUNTAIN	4	3.5	4,583	None	124.15 / 121.47	27	06/29/2004
124		\$570,000 4055 N Recker RD 64 Mesa, AZ 85215 Closed / 2186672	Red Mountain Ranch	5	3.5	3,538	Private	161.11 / 161.11	52	10/01/2004
125		\$650,000 6446 E Trailridge Lot 38 Mesa, AZ 85215 Closed / 2138799	Sky Mountain Estates	3	3	3,086	Private	218.73 / 210.63	97	08/30/2004
126		\$740,000 4055 N Recker RD 42 Mesa, AZ 85215 Closed / 2163013	Red Mountain Ranch Parcel	3	4	4,277	Private	175.36 / 173.02	102	10/01/2004
127		\$754,000 6446 E Trailridge CIR 67 Mesa, AZ 85215 Closed / 2212319	Red Mountain Ranch	4	4.5	3,297	Community	235.06 / 228.69	11	12/06/2004

128		\$781,000 6446 E Redmont ST Mesa, AZ 85215 Closed / 2101244	Red Mountain Ranch	4	3.5	3,492	None	240.55 / 223.65	74	06/03/2004
129		\$1,100,000 4327 N SANTIAGO CIR Mesa, AZ 85215 Closed / 2166253	RED MOUNTAIN RANCH PARCEL	4	3.5	4,619	Private	259.8 / 238.15	67	09/03/2004

Prepared by Chris and Michele Keith

All information should be verified by the recipient and none is guaranteed as accurate by ARMLS.
DND2 (D o N o t D isplay or D isclose) - the data in fields marked with DND2 is confidential, for agent use only, and may not be shared with customers or clients in any manner whatsoever.

Thursday, March 01, 2012 © 2012 ARMLS and FBS.
7:59 AM