
















## Red Mountain Ranch Sold 2001

119 Properties

		Price / Status / MLS #	Subdivision	Bedrooms	Bathrooms	Approx SQFT	Pool	List/Sold Price Sqft	Cumulative DOM	Close of Escrow Date
1		<b>\$134,900</b> 6623 E SADDLEBACK ST Mesa, AZ 85215 Closed / 1605043	RED MOUNTAIN VILLAGE MCR	3	2	1,702	None	82.2 / 79.26	3	04/02/2001
2		<b>\$137,000</b> 3839 N LOMOND Mesa, AZ 85215 Closed / 1616121	PARCEL 8 AT RED MOUNTAIN	3	2	1,609	None	86.95 / 85.15	59	06/26/2001
3		<b>\$138,500</b> 6049 E SAYAN Mesa, AZ 85215 Closed / 1568955	PARCEL 25 AT RED MOUNTAIN	3	2	1,609	None	87 / 86.08	106	02/24/2001
4		<b>\$139,900</b> 6709 E SUGARLOAF ST Mesa, AZ 85215 Closed / 1620055	RED MOUNTAIN VILLAGE MCR	3	2	1,537	None	91.02 / 91.02	4	05/31/2001
5		<b>\$142,500</b> 3714 N KATMAI ST Mesa, AZ 85215 Closed / 1660554	PARCEL 11 AT RED MOUNTAIN	3	2	1,612	None	99.19 / 88.4	73	10/26/2001
6		<b>\$143,000</b> 6529 E SNOWDON ST Mesa, AZ 85215 Closed / 1555803	RED MOUNTAIN RANCH	4	3	2,047	None	70.84 / 69.86	116	03/14/2001
7		<b>\$144,000</b> 6633 E SUGARLOAF ST Mesa, AZ 85215 Closed / 1633609	RED MOUNTAIN VILLAGE MCR	3	2	1,702	None	85.72 / 84.61	29	07/05/2001
8		<b>\$145,000</b> 3815 N LOMOND Mesa, AZ 85215 Closed / 1626573	PARCEL 8 AT RED MOUNTAIN	3	2	1,609	None	90.12 / 90.12	44	06/06/2001
9		<b>\$145,500</b> 4120 N RECKER RD Mesa, AZ 85215 Closed / 1619219	WEST HILLS MCR 317-43	3	2	1,717	None	87.3 / 84.74	4	04/30/2001
10		<b>\$146,000</b> 6008 E SAYAN Mesa, AZ 85215 Closed / 1569533	PARCEL 25 AT RED MOUNTAIN	3	2	1,609	Private	93.16 / 90.74	33	01/22/2001
11		<b>\$146,500</b> 3833 N GALLATIN ST Mesa, AZ 85215 Closed / 1619010	RED MOUNTAIN VILLAGE MCR	2	2	1,618	Community	95.8 / 90.54	124	07/30/2001
12		<b>\$147,000</b> 6607 E SADDLEBACK ST Mesa, AZ 85215 Closed / 1689149	RED MOUNTAIN VILLAGE MCR	3	2	1,700	None	88.18 / 86.47	16	10/31/2001
13		<b>\$149,500</b> 6549 E SNOWDON ST Mesa, AZ 85215 Closed / 1620164	RED MOUNTAIN VILLAGE	4	2.5	2,047	None	73.03 / 73.03	58	05/29/2001
14		<b>\$149,900</b> 3650 N SANTIAGO Mesa, AZ 85215 Closed / 1668925	PARCEL 25 AT RED MOUNTAIN	3	2	1,595	None	93.98 / 93.98	51	09/24/2001



15		<b>\$153,000</b> 3807 N LOMOND CIR Mesa, AZ 85215 Closed / 1655543	PARCEL 8 AT RED MOUNTAIN	3	2.5	1,908	None	81.24 / 80.19	9	08/02/2001
16		<b>\$153,000</b> 6634 E SUGARLOAF ST Mesa, AZ 85215 Closed / 1659740	RED MOUNTAIN VILLAGE MCR	2	2	1,526	None	101.57 / 100.26	32	10/12/2001
17		<b>\$153,000</b> 6454 E RAFTRIVER ST Mesa, AZ 85215 Closed / 1610429	RED MOUNTAIN VILLAGE MCR	4	2.5	2,047	None	76.94 / 74.74	27	05/15/2001
18		<b>\$153,000</b> 6603 E SNOWDON ST Mesa, AZ 85215 Closed / 1627133	RED MOUNTAIN VILLAGE MCR	4	3	2,047	None	76.94 / 74.74	30	06/26/2001
19		<b>\$154,000</b> 5962 E TETON Mesa, AZ 85215 Closed / 1568785	WEST HILLS LOT 1-70 TR A -	3	2	1,717	None	91.96 / 89.69	29	01/18/2001
20		<b>\$154,900</b> 6606 E SADDLEBACK ST Mesa, AZ 85215 Closed / 1673966	RED MOUNTAIN VILLAGE	3	2	1,700	Both	91.12 / 91.12	40	10/26/2001
21		<b>\$155,000</b> 3746 N TABOR ST Mesa, AZ 85215 Closed / 1688329	RED MOUNTAIN VILLAGE MCR	4	2.5	2,047	None	78.11 / 75.72	22	11/16/2001
22		<b>\$159,000</b> 6649 E SUGARLOAF ST Mesa, AZ 85215 Closed / 1632483	RED MOUNTAIN VILLAGE MCR	3	2	1,729	None	92.48 / 91.96	80	07/20/2001
23		<b>\$159,900</b> 6620 E SADDLEBACK ST Mesa, AZ 85215 Closed / 1619797	RED MOUNTAIN VILLAGE MCR	3	2	1,700	Community	94.06 / 94.06	3	04/27/2001
24		<b>\$160,000</b> 3916 N SAPPHIRE ST Mesa, AZ 85215 Closed / 1665659	RED MOUNTAIN ESTATES MCR	3	2.5	1,936	None	82.64 / 82.64	115	11/19/2001
25		<b>\$160,000</b> 4032 N OLYMPIC Mesa, AZ 85215 Closed / 1684468	WEST HILLS MCR 317-43	3	2	1,535	Private	107.43 / 104.23	68	12/21/2001
26		<b>\$160,000</b> 3625 N KATMAI ST Mesa, AZ 85215 Closed / 1643494	PARCEL 11 AT RED MOUNTAIN	3	2	2,050	None	80.49 / 78.05	12	06/29/2001
27		<b>\$160,000</b> 6035 E SAYAN Mesa, AZ 85215 Closed / 1603971	PARCEL 25 AT RED MOUNTAIN	3	2	1,609	Private	105.59 / 99.44	32	05/08/2001
28		<b>\$161,000</b> 6535 E STAR VALLEY ST Mesa, AZ 85215 Closed / 1644053	PARCEL 11 AT RED MOUNTAIN	3	2	1,726	None	96.12 / 93.28	83	08/24/2001

29		<b>\$162,500</b> 6634 E SADDLEBACK ST Mesa, AZ 85215 Closed / 1582108	RED MOUNTAIN VILLAGE MCR	4	2.5	2,047	None	78.16 / 79.38	28	02/23/2001
30		<b>\$164,000</b> 6705 E SADDLEBACK Mesa, AZ 85215 Closed / 1697560	RED MOUNTAIN VILLAGE MCR	3	2	1,526	Private	108.06 / 107.47	31	11/15/2001
31		<b>\$164,000</b> 5952 E TRAILRIDGE ST Mesa, AZ 85215 Closed / 1605340	WEST HILLS MCR 317-43	3	2	1,717	Private	98.95 / 95.52	21	04/23/2001
32		<b>\$165,000</b> 3657 N KATMAI Mesa, AZ 85215 Closed / 1637536	PARCEL 11 AT RED MOUNTAIN	3	2	2,030	Community	82.71 / 81.28	71	08/10/2001
33		<b>\$166,400</b> 5957 E TRAILRIDGE ST Mesa, AZ 85215 Closed / 1591851	WEST HILLS MCR 317-43	3	2	1,717	Private	96.62 / 96.91	45	04/02/2001
34		<b>\$167,500</b> 3742 N TABOR ST Mesa, AZ 85215 Closed / 1597212	RED MOUNTAIN VILLAGE MCR	4	2.5	2,047	Private	85 / 81.83	146	06/29/2001
35		<b>\$169,000</b> 3664 N KATMAI ST Mesa, AZ 85215 Closed / 1548280	RED MOUNTAIN RANCH PARCEL	3	2	2,030	None	85.17 / 83.25	130	02/15/2001
36		<b>\$172,000</b> 6553 E SNOWDON ST Mesa, AZ 85215 Closed / 1663270	RED MOUNTAIN VILLAGE	4	2.5	2,445	None	71.94 / 70.35	14	08/27/2001
37		<b>\$172,000</b> 5939 E VALDAI Mesa, AZ 85215 Closed / 1624238	VIEWPOINT AT RED MOUNTAIN	3	2	1,782	None	99.05 / 96.52	50	05/29/2001
38		<b>\$174,900</b> 6565 E SADDLEBACK ST Mesa, AZ 85215 Closed / 1584872	RED MOUNTAIN VILLAGE MCR	4	2.5	2,445	None	71.53 / 71.53	69	04/23/2001
39		<b>\$175,000</b> 6444 E STAR VALLEY ST Mesa, AZ 85215 Closed / 1561595	PARCEL 11 AT RED MOUNTAIN	3	2	1,612	None	111.6 / 108.56	185	05/02/2001
40		<b>\$177,000</b> 6246 E STAR VALLEY ST Mesa, AZ 85215 Closed / 1600204	RED MOUNTAIN ESTATES MCR	4	2.5	2,263	None	79.1 / 78.21	3	03/13/2001
41		<b>\$177,500</b> 6557 E SNOWDON ST Mesa, AZ 85215 Closed / 1668013	RED MOUNTAIN VILLAGE	3	2.5	2,472	None	72.82 / 71.8	31	10/17/2001
42		<b>\$177,900</b> 6634 E VENUE Mesa, AZ 85215 Closed / 1699050	PARCEL 6 AT RED MOUNTAIN	3	2	1,842	Community	97.67 / 96.58	59	12/18/2001















43		<b>\$179,500</b> 6461 E STAR VALLEY ST Mesa, AZ 85215 Closed / 1679530	PARCEL 11 AT RED MOUNTAIN	3	2	1,618	None	113.66 / 110.94	73	12/03/2001
44		<b>\$180,000</b> 3722 N KINGS PEAK Mesa, AZ 85215 Closed / 1565747	PARCEL 28 AT RED MOUNTAIN	3	2	1,753	None	105.48 / 102.68	113	02/20/2001
45		<b>\$180,000</b> 6011 E SIERRA BLANCA ST Mesa, AZ 85215 Closed / 1686261	PARCEL 28 AT RED MOUNTAIN	3	2.5	2,184	Community	86.08 / 82.42	72	11/29/2001
46		<b>\$181,500</b> 6459 E RAFTRIVER ST Mesa, AZ 85215 Closed / 1587676	RED MOUNTAIN VILLAGE MCR	3	2	1,729	None	109.83 / 104.97	116	05/04/2001
47		<b>\$183,000</b> 4324 N RANIER ST Mesa, AZ 85215 Closed / 1623027	VIEWPOINT AT RED MOUNTAIN	3	2	1,743	None	107.06 / 104.99	68	08/06/2001
48		<b>\$188,600</b> 4156 N SIGNAL Mesa, AZ 85215 Closed / 1688649	WEST HILLS MCR 317-43	3	2.5	1,943	Private	94.65 / 97.07	31	11/29/2001
49		<b>\$190,000</b> 6608 E SUGARLOAF ST Mesa, AZ 85215 Closed / 1582293	RED MOUNTAIN VILLAGE MCR	3	2.5	2,209	None	94.61 / 86.01	48	03/07/2001
50		<b>\$194,000</b> 6245 E SNOWDON ST Mesa, AZ 85215 Closed / 1596610	RED MOUNTAIN ESTATES MCR	4	2.5	2,263	None	88.33 / 85.73	82	04/23/2001
51		<b>\$194,000</b> 3715 N KATMAI ST Mesa, AZ 85215 Closed / 1659797	PARCEL 11 AT RED MOUNTAIN	3	2	2,012	Private	101.89 / 96.42	48	10/30/2001
52		<b>\$195,000</b> 3961 N RANIER ST Mesa, AZ 85215 Closed / 1638490	WEST HILLS MCR 317-43	3	2.5	2,038	Private	96.17 / 95.68	1	07/25/2001
53		<b>\$195,000</b> 6447 E RAFTRIVER ST Mesa, AZ 85215 Closed / 1594371	RED MOUNTAIN VILLAGE	4	2.5	2,445	Community	81.8 / 79.75	94	05/25/2001
54		<b>\$196,000</b> 6110 E STAR VALLEY ST Mesa, AZ 85215 Closed / 1670788	RED MOUNTAIN ESTATES	3	2	2,075	Private	96.34 / 94.46	11	09/19/2001
55		<b>\$197,000</b> 6231 E SNOWDON ST Mesa, AZ 85215 Closed / 1581432	RED MOUNTAIN ESTATES MCR	4	2	2,263	Private	88.33 / 87.05	34	04/05/2001
56		<b>\$199,900</b> 6234 E STAR VALLEY ST Mesa, AZ 85215 Closed / 1644658	RED MOUNTAIN ESTATES MCR	3	3	2,309	None	86.57 / 86.57	11	07/18/2001










57		<b>\$199,900</b> 6627 E SUGARLOAF ST Mesa, AZ 85215 Closed / 1693945	RED MOUNTAIN VILLAGES	4	3	2,364	Private	84.56 / 84.56	19	11/21/2001
58		<b>\$199,900</b> 4238 N TABOR ST Mesa, AZ 85215 Closed / 1625178	PARCELLL 6 AT RED MOUNTAI	4	2	2,349	None	87.27 / 85.1	15	06/28/2001
59		<b>\$202,000</b> 3938 N SAPPHIRE ST Mesa, AZ 85215 Closed / 1687066	RED MOUNTAIN ESTATES MCR	4	2	2,328	Private	88.06 / 86.77	59	12/10/2001
60		<b>\$202,000</b> 4122 N EVEREST ST Mesa, AZ 85215 Closed / 1581619	PARCEL 6 AT RED MOUNTAIN	4	2.75	2,544	None	85.26 / 79.4	101	05/16/2001
61		<b>\$205,000</b> 4228 N TABOR ST Mesa, AZ 85215 Closed / 1695592	RED MOUNTAIN RANCH PARCEL	4	2.75	2,544	None	84.32 / 80.58	27	12/27/2001
62		<b>\$209,500</b> 4133 N EVEREST ST Mesa, AZ 85215 Closed / 1564007	PARCEL 6 AT RED MOUNTAIN	4	2	2,349	None	94.08 / 89.19	190	06/18/2001
63		<b>\$210,000</b> 6334 E VIEWMONT ST 25 Mesa, AZ 85215 Closed / 1586370	PARCEL 5 AT RED MOUNTAIN	2	2	1,695	Private	128.61 / 123.89	70	04/03/2001
64		<b>\$212,000</b> 6334 E VIEWMONT #64 ST 64 Mesa, AZ 85215 Closed / 1597785	SIENNA HILLS PARCEL 5	3	2	1,702	None	129.26 / 124.56	88	06/21/2001
65		<b>\$214,000</b> 6334 E VIEWMONT #13 DR 13 Mesa, AZ 85215 Closed / 1604428	PARCEL 5 AT RED MOUNTAIN	3	2	1,778	None	126.27 / 120.36	9	06/14/2001
66		<b>\$215,900</b> 4304 N RANIER ST Mesa, AZ 85215 Closed / 1379620	RED MOUNTAIN RANCH	3	2.5	2,330	None	92.66 / 92.66	36	07/20/2001
67		<b>\$217,000</b> 6262 E SNOWDON ST Mesa, AZ 85215 Closed / 1536366	RED MOUNTAIN ESTATES MCR	4	2	2,328	Private	96.22 / 93.21	138	03/20/2001
68		<b>\$217,500</b> 6260 E STAR VALLEY ST Mesa, AZ 85215 Closed / 1655926	RED MOUNTAIN ESTATES MCR	5	3	2,834	None	81.16 / 76.75	97	11/16/2001
69		<b>\$218,000</b> 3862 N KASHMIR ST Mesa, AZ 85215 Closed / 1593462	RED MOUNTAIN ESTATES MCR	4	2.5	2,569	None	87.54 / 84.86	8	02/12/2001
70		<b>\$218,000</b> 6513 E VIEWMONT DR 89 Mesa, AZ 85215 Closed / 1561845	PARCEL 5 AT RED MOUNTAIN	3	2	1,850	Private	121.62 / 117.84	172	05/14/2001

71		<b>\$218,000</b> 6334 E VIEWMONT DR Mesa, AZ 85215 Closed / 1570306	PARCEL 5 AT RED MOUNTAIN	3	2	1,800	None	127.5 / 121.11	100	04/06/2001
72		<b>\$219,900</b> 3931 N SAPPHIRE ST Mesa, AZ 85215 Closed / 1570668	RED MOUNTAIN ESTATES MCR	4	3	2,564	Private	85.76 / 85.76	124	04/19/2001
73		<b>\$219,900</b> 6261 E SNOWDON ST Mesa, AZ 85215 Closed / 1605195	RED MOUNTAIN ESTATES MCR	3	2.5	2,336	None	97.56 / 94.14	28	05/03/2001
74		<b>\$221,000</b> 3647 N SANTIAGO Mesa, AZ 85215 Closed / 1618257	PARCEL 25 AT RED MOUNTAIN	2	3	2,114	None	107.38 / 104.54	85	06/18/2001
75		<b>\$226,000</b> 6030 E SELKIRK Mesa, AZ 85215 Closed / 1588630	PARCEL 28 AT RED MOUNTAIN	5	3	2,948	Private	77.99 / 76.66	10	02/16/2001
76		<b>\$226,500</b> 6540 E REDMONT #19 DR 19 Mesa, AZ 85215 Closed / 1647503	THE ROCK AT RED MOUNTAIN	2	2	1,600	Community	141.56 / 141.56	168	12/12/2001
77		<b>\$229,000</b> 6253 E STAR VALLEY ST Mesa, AZ 85215 Closed / 1563245	RED MOUNTAIN ESTATES MCR	3	2	1,981	Private	118.37 / 115.6	173	05/18/2001
78		<b>\$229,900</b> 6334 E VIEWMONT DR 17 Mesa, AZ 85215 Closed / 1573607	SIENNA HILLS	3	2	1,978	Private	116.23 / 116.23	2	01/26/2001
79		<b>\$233,000</b> 6760 E VINSON Mesa, AZ 85215 Closed / 1618966	PARCEL 6 AT RED MOUNTAIN	5	2.5	3,205	Community	75.66 / 72.7	40	07/13/2001
80		<b>\$237,500</b> 3960 N SAN GABRIEL ST Mesa, AZ 85215 Closed / 1691557	RED MOUNTAIN ESTATES MCR	4	3	2,564	Private	93.56 / 92.63	57	11/26/2001
81		<b>\$239,000</b> 6334 E VIEWMONT #07 DR 07 Mesa, AZ 85215 Closed / 1589002	PARCEL 5 AT RED MOUNTAIN	3	2	1,978	None	125.13 / 120.83	31	04/17/2001
82		<b>\$240,000</b> 4155 N LOMOND ST Mesa, AZ 85215 Closed / 1619114	PARCEL 6 AT RED MOUNTAIN	5	2.5	3,205	None	77.69 / 74.88	105	09/10/2001
83		<b>\$240,000</b> 6134 E SADDLEBACK ST Mesa, AZ 85215 Closed / 1555691	RED MOUNTAIN ESTATES MCR	3	2	2,251	Private	114.84 / 106.62	187	06/12/2001
84		<b>\$242,000</b> 6717 E VANGUARD ST Mesa, AZ 85215 Closed / 1685082	PARCEL 6 AT RED MOUNTAIN	4	2	2,349	Private	104.68 / 103.02	78	12/03/2001

85		<b>\$242,000</b> 6334 E VIEWMONT #27 DR 27 Mesa, AZ 85215 Closed / 1625322	PARCEL 5 AT RED MOUNTAIN	3	2	1,978	None	125.38 / 122.35	154	09/11/2001
86		<b>\$242,000</b> 6611 E VIEWMONT DR Mesa, AZ 85215 Closed / 1595531	PARCEL 5 AT RED MOUNTAIN	3	2	2,212	Private	112.97 / 109.4	23	04/23/2001
87		<b>\$245,000</b> 4158 N EVEREST RD Mesa, AZ 85215 Closed / 1631959	PARCEL 6 AT RED MOUNTAIN	5	2.5	3,205	Community	76.44 / 76.44	163	10/10/2001
88		<b>\$245,000</b> 6039 E VIEWMONT DR Mesa, AZ 85215 Closed / 1574163	PARCEL 2 AT RED MOUNTAIN	3	2.5	2,628	None	98.9 / 93.23	128	05/01/2001
89		<b>\$249,500</b> 6525 E VIEWMONT DR Mesa, AZ 85215 Closed / 1568518	PARCEL 5 AT RED MOUNTAIN	3	2	2,146	Community	116.45 / 116.26	75	07/07/2001
90		<b>\$250,000</b> 4107 N ST ELIAS ST Mesa, AZ 85215 Closed / 1619545	PARCEL 6 AT RED MOUNTAIN	3	2	2,607	Private	97.43 / 95.9	78	08/02/2001
91		<b>\$250,000</b> 6637 E VIEWMONT DR Mesa, AZ 85215 Closed / 1696795	PARCEL 5 AT RED MOUNTAIN	3	2	1,978	Private	130.69 / 126.39	23	12/03/2001
92		<b>\$252,800</b> 6727 E VINSON CIR Mesa, AZ 85215 Closed / 1643829	RED MOUNTAIN RANCH	4	2	2,349	Private	107.62 / 107.62	118	09/26/2001
93		<b>\$255,000</b> 6334 E VIEWMONT DR #34 Mesa, AZ 85215 Closed / 1600251	RED MOUNTAIN RANCH	3	2	1,978	Private	131.45 / 128.92	2	03/26/2001
94		<b>\$257,500</b> 6035 E SIERRA BLANCA ST Mesa, AZ 85215 Closed / 1669251	PARCEL 28 AT RED MOUNTAIN	4	3	2,948	Private	88.16 / 87.35	14	09/18/2001
95		<b>\$260,000</b> 4146 N LOMOND ST Mesa, AZ 85215 Closed / 1606252	PARCEL 6 AT RED MOUNTAIN	3	2	2,607	Private	103.53 / 99.73	30	05/01/2001
96		<b>\$269,900</b> 3921 N RECKER RD Mesa, AZ 85215 Closed / 1565102	THE FAIRWAYS 2 MCR 329-24	3	2.5	2,250	Community	119.96 / 119.96	75	03/01/2001
97		<b>\$272,500</b> 6127 E STAR VALLEY ST Mesa, AZ 85215 Closed / 1663850	RED MOUNTAIN ESTATES MCR	4	3	2,564	Private	109.17 / 106.28	102	10/30/2001
98		<b>\$276,500</b> 6460 E TRAILRIDGE CIR Mesa, AZ 85215 Closed / 1578610	PARCEL 16 AT RED MOUNTAIN	3	2.5	2,546	None	109.98 / 108.6	71	02/22/2001

99		<b>\$280,000</b> 6241 E SADDLEBACK ST Mesa, AZ 85215 Closed / 1544964	RED MOUNTAIN ESTATES	5	3	3,015	Private	94.53 / 92.87	147	01/26/2001
100		<b>\$280,000</b> 6257 E SADDLEBACK ST Mesa, AZ 85215 Closed / 1645121	RED MOUNTAIN ESTATES MCR	4	2.5	2,919	Private	99.31 / 95.92	40	08/23/2001
101		<b>\$282,000</b> 4018 N SANTIAGO GOLF!! Mesa, AZ 85215 Closed / 1577742	RED MOUNTAIN ESTATES MCR	5	3.5	3,200	Private	93.72 / 88.13	5	01/26/2001
102		<b>\$282,500</b> 6203 E STAR VALLEY ST Mesa, AZ 85215 Closed / 1613253	RED MOUNTAIN ESTATES MCR	5	2.5	3,067	Private	95.17 / 92.11	62	05/25/2001
103		<b>\$289,000</b> 4326 N RECKER RD Mesa, AZ 85215 Closed / 1523268	PARCEL 2 AT RED MOUNTAIN	4	2.5	2,723	Private	106.13 / 106.13	161	01/30/2001
104		<b>\$328,000</b> 6352 E STAR VALLEY Mesa, AZ 85215 Closed / 1640023	PIN HIGH MCR 306-14	4	3	2,837	Private	114.52 / 115.62	23	07/19/2001
105		<b>\$340,000</b> 6645 E REDMONT DR 3 Mesa, AZ 85215 Closed / 1643015	PARCEL 7 AT RED MOUNTAIN	3	2	2,450	None	150.61 / 138.78	3	07/19/2001
106		<b>\$344,350</b> 6446 E TRAILRIDGE 65 Mesa, AZ 85215 Closed / 1673806	SKY MOUNTAIN ESTATES MCR	3	2	2,920	Private	124.97 / 117.93	93	12/27/2001
107		<b>\$350,000</b> 6327 E STAR VALLEY CIR Mesa, AZ 85215 Closed / 1511746	PIN HIGH	3	3.5	3,769	Private	96.84 / 92.86	269	03/30/2001
108		<b>\$353,000</b> 3957 N RECKER RD Mesa, AZ 85215 Closed / 1632391	THE FAIRWAYS 2 MCR 329-24	3	2	2,349	None	152.41 / 150.28	23	08/08/2001
109		<b>\$360,000</b> 6645 E REDMONT DR 15 Mesa, AZ 85215 Closed / 1668631	PARCEL 7 AT RED MOUNTAIN	3	3	2,850	Private	135.09 / 126.32	50	11/08/2001
110		<b>\$368,767</b> 6645 E REDMONT #16 DR 16 Mesa, AZ 85215 Closed / 1631203	PARCEL 7 AT RED MOUNTAIN	4	3	3,230	None	134.67 / 114.17	158	11/29/2001
111		<b>\$380,000</b> 4055 N RECKER #71 RD 71 Mesa, AZ 85215 Closed / 1604076	PARCEL 18 AT RED MOUNTAIN	4	3	3,422	None	115.43 / 111.05	151	10/31/2001
112		<b>\$385,000</b> 4055 N RECKER RD 83	COUNTRY CLUB ESTATES / PA	3	3	2,528	Private	154.23 / 152.29	193	08/10/2001



113		Mesa, AZ 85215 Closed / 1595743 <b>\$399,000</b> 6446 E TRAILRIDGE 6 Mesa, AZ 85215 Closed / 1533908	SKY MOUNTAIN ESTATES MCR	4	3.5	3,722	Community	107.2 / 107.2	182	06/02/2001
114		<b>\$434,000</b> 4055 N RECKER RD 9 Mesa, AZ 85215 Closed / 1609092	PARCEL 18 AT RED MOUNTAIN	5	3	3,002	Private	149.2 / 144.57	18	05/10/2001
115		<b>\$439,900</b> 4055 N RECKER RD 75 Mesa, AZ 85215 Closed / 1573185	PARCEL 18 AT RED MOUNTAIN	4	3	3,130	Private	140.54 / 140.54	1	01/12/2001
116		<b>\$465,000</b> 4055 N RECKER RD 46 Mesa, AZ 85215 Closed / 1698978	PARCEL 18 AT RED MOUNTAIN	4	2.5	3,070	Private	156.32 / 151.47	28	12/27/2001
117		<b>\$530,000</b> 6410 E REDMONT DR Mesa, AZ 85215 Closed / 1687684	PARCEL 13 AT RED MOUNTAIN	4	2.5	3,062	Private	184.52 / 173.09	28	11/18/2001
118		<b>\$600,000</b> 6412 E REDMONT DR Mesa, AZ 85215 Closed / 1564370	CLUBVIEW ESTATES GOLF COU	5	3	3,460	None	168.39 / 173.41	31	01/12/2001
119		<b>\$610,000</b> 6446 E TRAILRIDGE #37 CIR 37 Mesa, AZ 85215 Closed / 1616665	SKY MOUNTAIN ESTATES	5	4.5	4,848	None	123.56 / 125.83	129	07/30/2001

Prepared by Chris and  
Michele Keith

*All information should be verified by the recipient and none is guaranteed as accurate by ARMLS.  
DND2 ( D o N o D isplay or D isclose) - the data in fields marked with DND2 is confidential, for agent use only, and may not be shared  
with customers or clients in any manner whatsoever.*

Thursday, March 01, 2012 © 2012 ARMLS and  
8:03 AM FBS.