































Red Mountain Ranch Sold 2000

98 Properties

		Price / Status / MLS #	Subdivision	Bedrooms	Bathrooms	Approx SQFT	Pool	List/Sold Price Sqft	Cumulative DOM	Close of Escrow Date
1		\$131,000 6649 E SUGARLOAF ST Mesa, AZ 85215 Closed / 1482610	RED MOUNTAIN VILLAGE MCR	3	2	1,729	None	76.87 / 75.77	22	04/14/2000
2		\$131,000 6463 E SUGARLOAF ST Mesa, AZ 85215 Closed / 1451301	RED MOUNTAIN VILLAGE MCR	2	2	1,526	Community	94.23 / 85.85	66	02/11/2000
3		\$134,500 4013 N OLYMPIC Mesa, AZ 85215 Closed / 1455687	WEST HILLS MCR 317-43	3	2	1,446	None	94.74 / 93.02	36	02/25/2000
4		\$135,000 6643 E SUGARLOAF ST Mesa, AZ 85215 Closed / 1538298	RED MOUNTAIN VILLAGE MCR	3	2	1,729	None	80.68 / 78.08	41	10/06/2000
5		\$135,200 4125 N SIGNAL Mesa, AZ 85215 Closed / 1499963	WEST HILLS MCR 317-43 - R	3	2	1,446	None	96.13 / 93.5	8	05/19/2000
6		\$135,500 4019 N RANIER ST Mesa, AZ 85215 Closed / 1469665	WEST HILLS MCR 317-43	3	2	1,446	None	95.78 / 93.71	100	05/31/2000
7		\$138,500 6659 E SADDLEBACK STREET ST Mesa, AZ 85215 Closed / 1455333	RED MOUNTAIN VILLAGE	3	2	1,700	None	83.82 / 81.47	66	04/12/2000
8		\$139,500 6428 E RAFTRIVER ST Mesa, AZ 85215 Closed / 1513611	RED MOUNTAIN VILLAGE LOT	3	2	1,702	None	82.2 / 81.96	13	08/11/2000
9		\$144,000 6521 E SNOWDON ST Mesa, AZ 85215 Closed / 1523008	RED MOUNTAIN RANCH	3	2	1,700	None	85.24 / 84.71	124	11/15/2000
10		\$147,000 4043 N OLYMPIC Mesa, AZ 85215 Closed / 1433542	WEST HILLS MCR 317-43	3	3	1,943	None	81.32 / 75.66	125	03/30/2000
11		\$149,000 6624 E SADDLEBACK ST Mesa, AZ 85215 Closed / 1506030	RED MOUNTAIN VILLAGE	4	2.5	2,047	Community	73.17 / 72.79	4	07/27/2000
12		\$149,000 3753 N KATMAI Mesa, AZ 85215 Closed / 1520687	RED MOUNTAIN VILLAGE MCR	3	2	1,700	None	88.18 / 87.65	81	10/28/2000
13		\$152,000 4162 N SIGNAL Mesa, AZ 85215 Closed / 1431851	WEST HILLS	3	2	1,573	None	100.45 / 96.63	111	02/07/2000


14		\$152,500 6553 E SNOWDON ST Mesa, AZ 85215 Closed / 1459006	RED MOUNTAIN VILLAGE MCR	3	2	2,250	None	69.78 / 67.78	55	03/21/2000
15		\$154,000 3804 N GALLATIN ST Mesa, AZ 85215 Closed / 1539198	RED MOUNTAIN VILLAGE MCR	3	2	1,609	None	96.95 / 95.71	48	10/03/2000
16		\$155,000 6016 E SCAFELL Mesa, AZ 85215 Closed / 1532378	PARCEL 28 AT RED MOUNTAIN	4	2	1,842	Community	86.32 / 84.15	56	10/26/2000
17		\$161,500 4244 N RANIER ST Mesa, AZ 85215 Closed / 1479642	VIEWPOINT AT RED MOUNTAIN	3	2	1,759	None	90.19 / 91.81	10	03/23/2000
18		\$162,000 5965 E TETON Mesa, AZ 85215 Closed / 1448624	RED MOUNTAIN RANCH WEST H	3	3	1,943	None	86.88 / 83.38	166	05/26/2000
19		\$163,000 3818 N LOMOND Mesa, AZ 85215 Closed / 1544339	RED MOUNTAIN RANCH	3	3	2,114	None	78.05 / 77.11	23	12/01/2000
20		\$163,000 6539 E SADDLEBACK ST Mesa, AZ 85215 Closed / 1476449	RED MOUNTAIN VILLAGE	3	2.5	2,445	None	69.12 / 66.67	47	04/27/2000
21		\$163,500 5947 E VERMILLION ST Mesa, AZ 85215 Closed / 1452997	VIEWPOINT AT RED MOUNTAIN	3	2	1,842	Community	89.47 / 88.76	8	01/27/2000
22		\$164,000 6462 E SIERRA MORENA ST Mesa, AZ 85215 Closed / 1526246	PARCEL 11 AT RED MOUNTAIN	3	2	2,012	None	83.5 / 81.51	52	08/30/2000
23		\$164,250 3631 N KATMAI ST Mesa, AZ 85215 Closed / 1464624	PARCEL 11 AT RED MOUNTAIN	3	2	2,012	Community	82.46 / 81.64	50	02/29/2000
24		\$165,000 3665 N KATMAI ST Mesa, AZ 85215 Closed / 1532826	PARCEL 11 AT RED MOUNTAIN	3	2	2,030	Community	82.71 / 81.28	42	10/20/2000
25		\$165,000 3813 N ST ELIAS Mesa, AZ 85215 Closed / 1430309	PARCEL 8 AT RED MOUNTAIN	3	3	2,114	None	80.37 / 78.05	71	01/05/2000
26		\$169,000 6604 E RAFTRIVER ST Mesa, AZ 85215 Closed / 1531050	RED MOUNTAIN VILLAGE MCR	4	2.5	2,047	Private	83 / 82.56	66	09/27/2000
27		\$170,000 3864 N KINGS PEAK ST Mesa, AZ 85215 Closed / 1525903	PARCEL 28 AT RED MOUNTAIN	4	2	2,175	None	78.11 / 78.16	43	08/20/2000
28		\$174,000 6645 E SNOWDON CIR Mesa, AZ 85215 Closed / 1529166	RED MOUNTAIN VILLAGE	4	2.5	2,047	Private	85.44 / 85	11	08/21/2000

29		\$177,900 4144 N SIGNAL CIR Mesa, AZ 85215 Closed / 1511378	WESTHILLS AT RED MOUNTAIN	3	2.5	1,943	None	92.59 / 91.56	75	09/08/2000
30		\$179,500 4039 N RANIER ST Mesa, AZ 85215 Closed / 1514274	WEST HILLS AT RED MOUNTAI	3	2.5	1,943	Private	92.38 / 92.38	59	09/15/2000
31		\$180,000 6532 E SUGARLOAF ST Mesa, AZ 85215 Closed / 1493587	RED MOUNTAIN VILLAGE	3	2.5	2,209	None	84.61 / 81.48	8	05/25/2000
32		\$182,500 6160 E SIERRA MORENA ST Mesa, AZ 85215 Closed / 1419564	PARCEL 25 AT RED MOUNTAIN	3	3	2,125	Private	88.71 / 85.88	183	03/23/2000
33		\$184,900 3763 N TABOR ST Mesa, AZ 85215 Closed / 1495590	RED MOUNTAIN VILLAGE	3	2.5	2,381	None	77.66 / 77.66	47	05/26/2000
34		\$185,000 3948 N RANIER ST Mesa, AZ 85215 Closed / 1482564	WESTHILLS	3	2.5	2,314	Private	79.95 / 79.95	22	04/28/2000
35		\$185,000 3735 N TABOR ST Mesa, AZ 85215 Closed / 1532716	RED MOUNTAIN VILLAGE	3	2.5	2,445	None	77.67 / 75.66	25	08/23/2000
36		\$185,000 3735 N TABOR ST Mesa, AZ 85215 Closed / 1532717	RED MOUNTAIN VILLAGE	4	2.5	2,445	None	77.67 / 75.66	25	08/23/2000
37		\$187,530 4052 N RANIER ST Mesa, AZ 85215 Closed / 1522718	WEST HILLS MCR 317-43	3	2.5	1,943	Private	97.74 / 96.52	140	11/15/2000
38		\$187,900 3919 N SANTIAGO ST Mesa, AZ 85215 Closed / 1535644	RED MOUNTAIN ESTATES	3	2	2,049	None	92.68 / 91.7	23	10/09/2000
39		\$191,250 3832 N KINGS PEAK ST Mesa, AZ 85215 Closed / 1444007	PARCEL 28 AT RED MOUNTAIN	4	2.5	2,314	None	84.27 / 82.65	10	01/03/2000
40		\$192,000 3905 N SAPPHIRE ST Mesa, AZ 85215 Closed / 1457287	RED MOUNTAIN ESTATES	4	3.5	2,723	None	73.41 / 70.51	179	07/17/2000
41		\$193,400 6755 E VENUE ST Mesa, AZ 85215 Closed / 1529287	PARCEL 6 AT RED MOUNTAIN	4	2	2,357	None	82.69 / 82.05	6	08/23/2000
42		\$195,000 6418 E STAR VALLEY ST GOLF! Mesa, AZ 85215 Closed / 1497460	PARCEL 11 AT RED MOUNTAIN	3	2	1,618	None	125.15 / 120.52	88	09/18/2000
43		\$200,000 3924 N SAPPHIRE ST Mesa, AZ 85215 Closed / 1507471	RED MOUNTAIN ESTATES MCR	5	2.5	2,723	Private	75.28 / 73.45	65	07/17/2000

44		\$203,000 6334 E VIEWMONT DR 16 Mesa, AZ 85215 Closed / 1452537	PARCEL 5 AT RED MOUNTAIN	3	2	1,795	Community	122.01 / 113.09	172	05/12/2000
45		\$204,000 6245 E STAR VALLEY ST Mesa, AZ 85215 Closed / 1443570	RED MOUNTAIN ESTATES	4	2.5	2,292	None	91.58 / 89.01	45	02/01/2000
46		\$205,000 6632 E VILLEROY ST Mesa, AZ 85215 Closed / 1523830	PARCEL 6 AT RED MOUNTAIN	4	2	2,349	None	93.61 / 87.27	78	10/03/2000
47		\$205,000 6605 E VIEWMONT DR Mesa, AZ 85215 Closed / 1512380	SIENNA HILLS	2	2	1,695	None	132.68 / 120.94	103	10/13/2000
48		\$209,500 3643 N GREYLOCK Mesa, AZ 85215 Closed / 1499354	PARCEL 11 AT RED MOUNTAIN	3	2.5	2,031	Both	105.81 / 103.15	7	05/25/2000
49		\$210,000 6503 E RAFTRIVER ST Mesa, AZ 85215 Closed / 1501490	RED MOUNTAIN VILLAGE	4	2.5	2,445	None	87.93 / 85.89	74	07/12/2000
50		\$215,000 6030 E SELKIRK Mesa, AZ 85215 Closed / 1454878	RED MOUNTAIN RANCH PARCEL	5	3	2,948	Private	72.93 / 72.93	114	07/28/2000
51		\$215,000 6334 E VIEWMONT #50 DR 50 Mesa, AZ 85215 Closed / 1528148	PARCEL 5 AT RED MOUNTAIN	2	2	1,702	None	135.08 / 126.32	108	12/28/2000
52		\$216,900 3844 N ST ELIAS Mesa, AZ 85215 Closed / 1499965	PARCEL 8 AT RED MOUNTAIN	3	3	2,114	None	108.33 / 102.6	79	12/15/2000
53		\$219,500 6734 E VENUE ST Mesa, AZ 85215 Closed / 1564109	PARCEL 6 AT RED MOUNTAIN	4	3	2,544	Private	88.4 / 86.28	5	11/16/2000
54		\$220,000 4143 N ST ELIAS ST Mesa, AZ 85215 Closed / 1529957	PARCEL 6 AT RED MOUNTAIN	3	2	1,873	Private	120.07 / 117.46	19	10/10/2000
55		\$220,000 6759 E VINSON CIR Mesa, AZ 85215 Closed / 1451825	PARCEL 6 AT RED MOUNTAIN	4	2	2,607	Private	86.31 / 84.39	73	03/31/2000
56		\$224,000 6157 E STAR VALLEY ST Mesa, AZ 85215 Closed / 1434969	RED MOUNTAIN ESTATES MCR	3	2	2,039	Private	115.2 / 109.86	143	03/10/2000
57		\$225,000 3815 N KINGS PEAK ST Mesa, AZ 85215 Closed / 1494329	PARCEL 28 AT RED MOUNTAIN	4	2.5	2,314	Private	99.35 / 97.23	12	05/21/2000
58		\$227,000 6532 E STAR VALLEY ST Mesa, AZ 85215 Closed / 1494329	PARCEL 11 AT RED MOUNTAIN	3	2.5	2,283	Private	99.65 / 99.43	221	04/26/2000

59		Mesa, AZ 85215 Closed / 1432836 \$230,000 6406 E STAR VALLEY ST Mesa, AZ 8215 Closed / 1493612	PARCEL 11 AT RED MOUNTAIN	3	2	2,031	Private	113.24 / 113.24	109	08/10/2000
60		\$230,000 6137 E SNOWDON ST REMDL Mesa, AZ 85215 Closed / 1492687	RED MOUNTAIN ESTATES	4	3	2,564	Private	91.65 / 89.7	68	06/30/2000
61		\$230,000 6334 E VIEWMONT #57 DR 57 Mesa, AZ 85215 Closed / 1507311	PARCEL 5 AT RED MOUNTAIN	3	2	1,978	Private	118.81 / 116.28	51	08/04/2000
62		\$230,000 3948 N SAN GABRIEL ST Mesa, AZ 85215 Closed / 1469646	RED MOUNTAIN ESTATES MCR	4	3	2,564	Both	93.56 / 89.7	117	05/21/2000
63		\$230,450 6334 E VIEWMONT DR 56 Mesa, AZ 85215 Closed / 1439355	PARCEL 5 AT RED MOUNTAIN	3	3	1,800	None	127.5 / 128.03	139	02/15/2000
64		\$233,000 3927 N SANTIAGO ST Mesa, AZ 85215 Closed / 1489551	RED MOUNTAIN ESTATES MCR	3	2.5	2,309	Private	103.94 / 100.91	2	08/01/2000
65		\$234,000 3807 N KINGS PEAK ST Mesa, AZ 85215 Closed / 1547078	PARCEL 28 AT RED MOUNTAIN	4	2	2,222	Private	107.97 / 105.31	51	10/30/2000
66		\$235,000 4207 N EVEREST ST Mesa, AZ 85215 Closed / 1470081	PARCEL 6 AT RED MOUNTAIN	4	2	2,607	Both	93.94 / 90.14	13	03/24/2000
67		\$236,900 6757 E VILLEROY ST Mesa, AZ 85215 Closed / 1488578	PARCEL 6 AT RED MOUNTAIN	4	2	2,607	Private	92.02 / 90.87	15	05/19/2000
68		\$250,000 6334 E VIEWMONT DR 40 Mesa, AZ 85215 Closed / 1485562	SIENNA HILLS	3	2	1,978	Private	129.42 / 126.39	173	08/30/2000
69		\$253,000 6252 E SADDLEBACK ST Mesa, AZ 85215 Closed / 1491409	RED MOUNTAIN ESTATES MCR	3	3	2,564	Private	101.21 / 98.67	17	05/31/2000
70		\$260,000 4231 N ST. ELIAS ST Mesa, AZ 85215 Closed / 1491954	PARCEL 6 AT RED MOUNTAIN	5	2.5	3,205	Private	84.21 / 81.12	24	07/13/2000
71		\$260,000 6726 E VILLEROY ST Mesa, AZ 85215 Closed / 1502383	PARCEL 6 AT RED MOUNTAIN	5	2.5	3,205	Private	84.21 / 81.12	69	08/02/2000
72		\$265,000 6743 E TYNDALL Mesa, AZ 85215 Closed / 1462245	PARCEL 6 AT RED MOUNTAIN	5	2.5	3,205	Private	85.46 / 82.68	180	08/04/2000

73		\$285,000 4055 N RECKER RD 59 Mesa, AZ 85215 Closed / 1434915	PARCEL 18 AT RED MOUNTAIN	4	2.5	2,594	Private	115.61 / 109.87	195	04/19/2000
74		\$300,000 6315 E STAR VALLEY Mesa, AZ 85215 Closed / 1461446	PIN HIGH MCR 306-14	5	3	2,919	Both	106.17 / 102.77	116	04/28/2000
75		\$308,000 4055 N RECKER RD 88 Mesa, AZ 85215 Closed / 1475517	PARCEL 18 AT RED MOUNTAIN	4	3	2,579	Private	122.49 / 119.43	14	03/27/2000
76		\$310,000 6645 E REDMONT CIR 1 Mesa, AZ 85215 Closed / 1468418	DOS LAGOS AT RED MOUNTIAN	3	3.5	2,549	None	127.5 / 121.62	53	04/19/2000
77		\$325,000 6446 E TRAILRIDGE CIR 49 Mesa, AZ 85215 Closed / 1473191	SKY MOUNTAIN ESTATES RED	3	2.25	2,456	None	132.33 / 132.33	2	03/31/2000
78		\$330,000 6460 E TRAILRIDGE 5 Mesa, AZ 85215 Closed / 1528576	PARCEL 16 AT RED MOUNTAIN	4	3	2,788	Community	125.5 / 118.36	147	12/10/2000
79		\$333,500 6645 E REDMONT #8 CIR 8 Mesa, AZ 85215 Closed / 1510872	PARCEL 7 AT RED MOUNTAIN	3	3	2,600	None	130.19 / 128.27	176	12/18/2000
80		\$334,000 4055 N RECKER RD 74 Mesa, AZ 85215 Closed / 1462732	PARCEL 18 AT RED MOUNTAIN	4	3	2,930	None	119.42 / 113.99	80	03/25/2000
81		\$340,000 4055 N RECKER RD 102 Mesa, AZ 85215 Closed / 1417069	PARCEL 18 AT RED MOUNTAIN	4	3	3,096	None	113.02 / 109.82	129	01/19/2000
82		\$342,000 4055 N RECKER RD 65 Mesa, AZ 85215 Closed / 1480806	RED MOUNTAIN RANCH COUNTR	4	2.5	3,123	Community	115.24 / 109.51	32	07/03/2000
83		\$347,000 4009 N RECKER RD Mesa, AZ 85215 Closed / 1546931	THE FAIRWAYS 2 MCR 329-24	3	3	2,510	Community	139.4 / 138.25	37	11/10/2000
84		\$349,000 6146 E REDMONT DR Mesa, AZ 85215 Closed / 1448084	MOUNTAIN VIEW GREENS MCR	3	2	2,116	Private	164.93 / 164.93	93	03/10/2000
85		\$349,000 4055 N RECKER #57 RD 57 Mesa, AZ 85215 Closed / 1441509	PARCEL 18 AT RED MOUNTAIN	4	2.5	3,215	None	111.94 / 108.55	127	03/22/2000
86		\$350,000 6446 E TRAILRIDGE #42 CIR 42	SKY MOUNTAIN ESTATES	4	2.5	2,676	Private	134.49 / 130.79	69	09/27/2000

87		Mesa, AZ 85215 Closed / 1519010 \$360,000 4055 N RECKER RD 95 Mesa, AZ 85215 Closed / 1519130	PARCEL 18 AT RED MOUNTAIN	4	2.5	3,206	Private	115.38 / 112.29	22	08/04/2000
88		\$360,500 4055 N RECKER RD 3 WOW Mesa, AZ 85215 Closed / 1486138	PARCEL 18 AT RED MOUNTAIN	4	2.5	3,071	None	120.16 / 117.39	33	05/11/2000
89		\$370,000 4055 N RECKER RD 52 Mesa, AZ 85215 Closed / 1458103	PARCEL 18 AT RED MOUNTAIN	3	2.5	3,834	None	98.85 / 96.5	102	04/21/2000
90		\$377,018 6635 E REDMONT DR Mesa, AZ 85215 Closed / 1402767	RED MOUNTAIN RANCH 7A	3	3	2,749	Private	134.05 / 137.15	327	06/13/2000
91		\$379,000 6645 E REDMONT CIR 12 Mesa, AZ 85215 Closed / 1475406	PARCEL 7 AT RED MOUNTAIN	3	2.5	2,664	None	149.77 / 142.27	27	10/10/2000
92		\$380,000 6460 E TRAILRIDGE 7 Mesa, AZ 85215 Closed / 1444817	PARCEL 16 AT RED MOUNTAIN	3	2.5	2,974	None	134.16 / 127.77	126	05/01/2000
93		\$382,500 6138 E REDMONT ST Mesa, AZ 85215 Closed / 1429863	MOUNTAIN VIEW GREEN	4	3	2,726	None	135.55 / 140.32	116	02/24/2000
94		\$389,000 4055 N RECKER RD 96 Mesa, AZ 85215 Closed / 1446517	COUNTRY CLUB ESTATES	4	3.5	3,183	None	122.49 / 122.21	144	03/25/2000
95		\$395,000 4055 N RECKER #98 RD 98 Mesa, AZ 85215 Closed / 1531557	PARCEL 18 AT RED MOUNTAIN	4	3	3,345	None	124.07 / 118.09	15	11/15/2000
96		\$398,750 6230 E REDMONT DR Mesa, AZ 85215 Closed / 1510294	MOUNTAIN VIEW GREENS MCR	4	4.5	3,811	Both	107.56 / 104.63	37	07/27/2000
97		\$500,000 6645 E REDMONT CIR 5 Mesa, AZ 85215 Closed / 1468821	PARCEL 7 AT RED MOUNTAIN	4	3.5	3,369	None	155.83 / 148.41	32	04/03/2000
98		\$575,000 6446 E TRAILRIDGE CIR 16 Mesa, AZ 85215 Closed / 1427215	SKY MOUNTAIN ESTATES AT R	5	4.5	4,300	None	137.19 / 133.72	15	05/01/2000